

# WINGOKIT 5024

SOLEMYO 24V

**For swing gates with leaves up to 3.5 m, surface mounted.**  
24 Vdc electromechanical gear motor.

**Reliable and silent:**  
patented layout of internal parts, fewer moving parts.

**Easy to install:** after the gear motor has been assembled, all electrical connections are made from above.

**User-friendly release** with personalised Nice key or standard lock (optional).

**Pre-assembled,** travel stops on opening.

## Moonclever control unit MC424L:

- simple programming, by means of a single key;
- clutch with anti-crush safety feature;
- automatic memorization of limit switches on opening and closing with self-learning function;
- programming of pause time;
- pedestrian pass door;
- deceleration on opening and closing;
- obstacle detection system;
- can be linked to the 8.2 KOhm resistive sensitive edge;
- continues to work even during power failures using optional (PS124) batteries that fit inside the control unit.

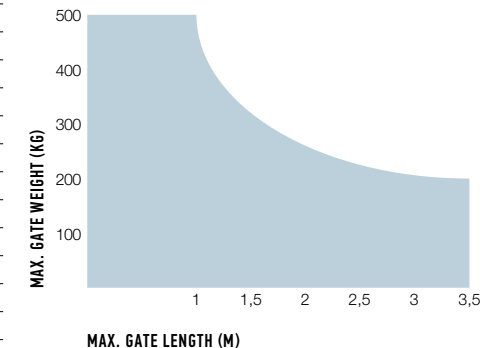
CODE	DESCRIPTION	PACK/PALLET
WINGO5024KCE	KIT FOR SWING GATES WITH LEAVES UP TO 3.5 m, 24 Vdc, SURFACE MOUNTED	12

**N.B.** The content of the package may vary: consult the retailer.

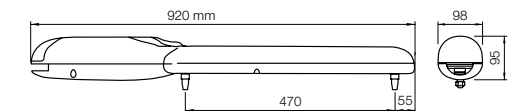
## TECHNICAL SPECIFICATIONS

CODE	WG5024
<b>ELECTRICAL DATA</b>	
POWER SUPPLY (Vdc)	24
ABSORPTION (A)	3.5
POWER (W)	85
<b>PERFORMANCE DATA</b>	
SPEED (m/s)	0.016
FORCE (N)	1500
WORK CYCLE (CYCLES/HOUR)	30
<b>DIMENSIONAL AND GENERAL DATA</b>	
PROTECTION LEVEL (IP)	44
WORKING TEMP. (°C MIN/MAX)	-20 ÷ +50
DIMENSIONS (mm)	920x98x95 h
WEIGHT (kg)	18

## UTILISATION LIMITS



## DIMENSIONS



## THE KIT CONTAINS:

**WG5024**  
2 SURFACE-MOUNTED ELECTROMECHANICAL GEAR MOTORS, WITH NICE KEY RELEASE AND MECHANICAL STOP ON OPENING.

**FLO2RE**  
1 TRANSMITTER 433.92 MHz, 2 CHANNELS.

**MC424L**  
1 CONTROL UNIT WITH SMXI PLUG-IN RECEIVER.

**MOF**  
1 PAIR OF PHOTOCELLS FOR OUTDOOR INSTALLATION.

**MOSE**  
1 KEY SELECTOR SWITCH FOR OUTDOOR INSTALLATION.

**ML24T**  
1 FLASHING LIGHT WITH INTEGRATED AERIAL.

**TS**  
1 SIGNBOARD.



## ACCESSORIES



**PS124**  
24 V BATTERY  
WITH INTEGRATED  
BATTERY CHARGER.  
PC/PACK 1



**PLA6**  
REAR BRACKET  
250 mm LONG.  
PC/PACK 1



**PLA8**  
SCREW-ADJUSTABLE  
FRONT BRACKET.  
PC/PACK 1



**CM-B**  
PAWL WITH TWO METAL  
RELEASE KEYS.



**PLA10**  
VERTICAL 12 V ELECTRIC  
LOCK (REQUIRED FOR GATES  
LONGER THAN 3 m).  
PC/PACK 1

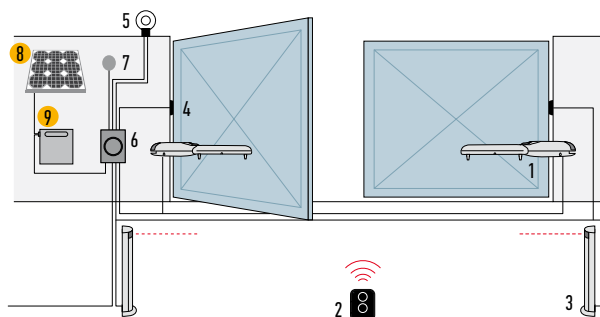


**PLA11**  
HORIZONTAL 12 V ELECTRIC  
LOCK (REQUIRED FOR GATES  
LONGER THAN 3 m).  
PC/PACK 1



- THE SOLAR POWER KIT SOLEMYO TO AUTOMATE GATES, GARAGE DOORS OR BARRIER GATES, INCLUDING THOSE LOCATED FAR FROM THE POWER MAINS AND WITHOUT THE NEED FOR COSTLY AND INVASIVE EXCAVATION WORK. SEE PAGE 171

## INSTALLATION DIAGRAM



1. MOTOR
2. TRANSMITTER
3. PHOTOCELLS MOUNTED ON POSTS
4. PHOTOCELLS
5. FLASHING LIGHT
6. CONTROL UNIT
7. DIGITAL OR KEY SWITCHES
8. SYP SOLAR PANEL
9. PSY24 BATTERY BOX

● Solemyo SOLAR POWER ACCESSORIES

